


# PRECEDE®



Nutrition

Biostimulant


Timing:  
Seed Treatment



Nutrient Type:  
Macronutrients,  
Micronutrients



Formulation:  
Liquid



## Cold start your crop - add PreCede with your seed protection.

PreCede® is the premium seed nutrient dressing designed and field tested to deliver the essential nutrients in the proper form and ratio to successfully cold start the crop. PreCede is Stage 1 in the System of Chemtrition®.

- Designed specifically for each crop
- Addresses the natural nutrient imbalances that exist in the seed
- Drives rooting and respiration
- Powered by Transit-S and Cellburst Technology



Contains Two Novel  
Biostimulants - TRANSIT-S and  
CELLBURST Technology

## More Roots = Delivers Genetic Potential

Seeds are nutrient imbalanced. Achieving the maximum genetic potential means providing the essential nutrients right from the start, by applying PreCede in tandem with a seed protectant. When PreCede is added to seed protection, the following occurs:

- Improved seeding vigour, rooting and overall root architecture of the plant.
- Enhanced nutrient uptake by the plant.
- Improves overall plant health to help overcome environment and biological stresses.
- Increases root surface area and overall root length.

### Increased Root Development



Check (left) vs. PreCede Cereal (right) on Wheat

### Enhanced Nutrient Uptake



Check (left) vs. PreCede Canola (right) on Canola

### Improved Overall Plant Health



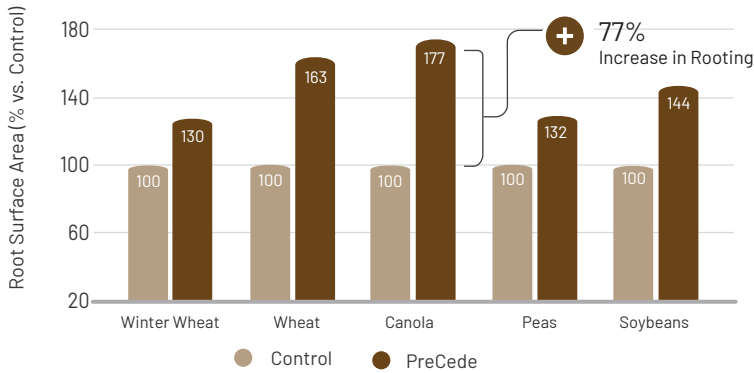
Check (left) vs. PreCede Rhizo (right) on Peas

# Proven Agronomic Performance

- 57 replicated third-party trials from 2012 to 2015 report PreCede enhanced the root architecture among crops, showing as much as a 77% increase in the root surface area in Canola.
- Data collected from 90 replicated trials between 2011 and 2017 show a consistent increase in yield in Canola, Wheat, Peas and Soybeans.

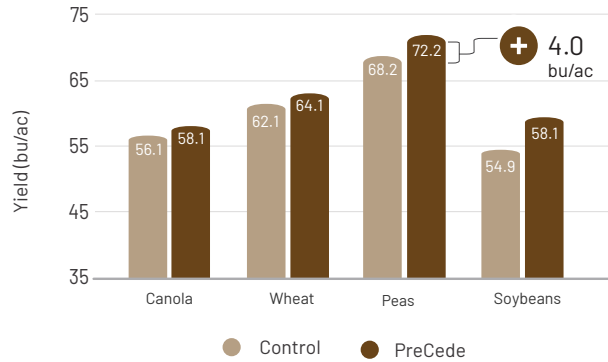
- Root analysis collected from soybean field trials show that in addition to increasing the root surface area, a 58% increase in the number of nodules was observed in PreCede treated plants.
- To review the complete PreCede trial data package, please contact your ATP technical expert today.

## Roots



Summary of 33 replicated third-party trials (2012-2015)  
Root surface area measurements generated using WinRhizo™ scans

## Yield



Canola; Summary of 14 field trials, 2013-2017,  
Wheat; Summary of 38 field trials, 2012-2017,  
Peas; Summary of 2 independent field trials, 2013  
Soybeans; Summary of 34 field trials, 2011-2017



**DATA OBTAINED OVER 8 YEARS AND 39 REPLICATED TRIALS CONSISTENTLY REPORT AN INCREASE IN ROOT SURFACE AREA IN SOYBEANS OF 44%, RESULTING IN AN AVERAGE YIELD INCREASE OF 3.4 BU/AC.**

## Product Recommendations

- If applied alone, dilute PreCede with water to ensure uniform coverage on the seed.
- Allow for proper drying time to ensure optimum flowability.
- Do not treat directly into an air seeder.
- If combined with a seed protectant, conduct a jar test and refer to ATP's information on product compatibility and calibration at [www.atpag.com](http://www.atpag.com)
- Once PreCede is combined with a seed protection product, the mixed product should be applied immediately to the seed.
- To view the PreCede SDS and Product Label, as well as read more information on product compatibility and calibration information, please visit [www.atpag.com](http://www.atpag.com).

	Product	Analysis	Rate (L/MT)	Timing	Form
	Canola	5-19-4-4Zn-1B + Transit-S + Cellburst	6.0	Seed	Liquid
	Cereal	1-6-0-5Zn-2.5Mn-0.125B + Transit-S + Cellburst	3.0	Seed	Liquid
	Rhizo	Transit-S + Cellburst+ TE	1.0	Seed	Liquid

\*TE = Trace Elements essential for optimum nodulation



At ATP, we believe a proactive, science-based approach to restore the balance between plant and soil health is the single most effective way to deliver the genetic potential of the crop. We challenge the status quo by utilizing agtech to monitor and drive productivity.

[info@atpag.com](mailto:info@atpag.com) | 1.877.538.5511 | [www.atpag.com](http://www.atpag.com)

Learn More

